

Secret Chorus Business

Integrity – Commitment - Fun
Dare to be Different

CONCERT - SYDNEY HARMONY - AUG 10, 2019

CKC are performing at Sydney Harmony's 20th Anniversary Concert at Hornsby RSL on Saturday 10th August 2019. Let your family and friends know so they can keep the date free and come along and enjoy our performance. There are still some tickets left, but hurry!!!

Please note that the costume will be:

- Teal sparkly tops
- Black velvet pants
- Black chorus shoes (Front row)
- Black chorus or court shoes (riser rows)

We will not be changing costumes during the show.




Full details for Saturday will be discussed during rehearsal on Wednesday night.

1st Act Songs:

1. Almost Like Being in Love
2. I Wish You Love
3. How High the Moon
4. Rolling in the Deep
5. Skyfall
6. I am Woman
7. Don't Know Why
8. Under Pressure

Finale (2nd Act)

1. SING!



SYDNEY HARMONY
PROUDLY PRESENTS

"Totally Vocal"


FEATURING
the Newfangled Four

+ CIRCULAR KEYS CHORUS

SATURDAY 10TH AUGUST
7.30pm
HORNSBY RSL

[Click here for Tickets](#)

CHRISTMAS TIME IN THE CITY



We have our dates for the Christmas Carols in the city. This year we have three performances:

- Saturday 23rd November at Town Hall Station
Call Time 5.30 pm
- Saturday 30th November at Martin Place
Call Time 5.15pm
- Sunday 15th December at Martin Place
Call time 5.15 pm

Can you please respond to the events in Groupanizer – email invites have been resent to the 13 members who have not responded yet. These are paid performances and we need to know that we have enough singers attending. More details to come closer to the time.

BUNNINGS BBQ @ CASTLE HILL

Sunday 22nd SEPTEMBER 2019
Please update your availability on Groupanizer

We need final numbers this Wednesday night



STAR OF THE WEEK



Congratulations to last week's star

Jenny Do Rozario

for not all her hard work listening to everyone's Bass risers and managing to keep her husband busy enough that he didn't realise just how many she listened too

Noticed one of our CKC members doing something fabulous lately? Why not recognize them with a nomination for the Star of the Week?

To nominate a member: Please email Jen Senior (jasenior@hotmail.com) with the member's name and short description as to why you would like to nominate that person.

COMPETITION – 2020 HOBART

Dates: **14 to 17 May 2020**

Location: **Wrest Point Hotel & Casino**

Competition: **Quartets – Friday 15 May**
Chorus – Saturday 16 May



Things to start planning/considering/saving for:

- Registration – Early Bird \$230 (youth \$115)
- Flights – approx. \$300-\$400 return (keep watch for specials)
- Hotel – Allow approximately \$600. Once booking is done you will know full cost.
- Hotel roommate/s – would you like to share a double or triple? Will you be bringing family?
- Organizing Leave with work
- Committing to weekend workshops, coaching and regular weekly rehearsals
- Spending money for food & drinks

ANY IDEAS FOR A NEW CKC LOGO?

The management team have decided it's time to consider a fresh new look for CKC, so we decided to ask you to design a new logo for CKC.

Kate is organizing this and has more details for anyone interested.

For now, get your thinking caps on and those creative juices flowing with ideas.

Oh and for any of you that think you won't be able to draw well enough (which of course is so totally wrong – I've met you all you creative bunch) we have asked our resident graphical designer, Jen Kumar, to weave her graphical magic and turn the winning drawing into a final logo.



EDUCATION OPPORTUNITY FOR EVERYONE

IT'S AUGUST ALREADY!

Nooo! Don't miss
August A Cappella!

Yesss! There's still time
to register. But you'll
need to get a wriggle on.
Think like a champion.

Just do it!

YAY!

When:

Saturday 24th August - 10.00am to 4.30pm (registration from 9.30am)

Sunday 25th August - 9.30am to 1.00pm

Where:

Parramatta RSL

2 Macquarie Street, Parramatta, New South Wales 2150

To Book – go to <http://www.cvent.com/d/lyqk3z>

Or check out the events page on the Sweet Adelines Australia website -

<https://www.sweetadelines.org.au/events/>



MEMBER LEAVE

Are you planning on taking holidays or unable to attend rehearsal?

If so please email absence@circularkeys.org

Using this email address ensures the Musial Director, Membership and the Music Team are all notified at the same time.



Current member leave

Anne-Maree Magi	26/06 – 12/08/19	Cheryl Benson	12/09 – 04/10/19
Debbie Proctor	06/03 – 14/08/19	Kaye Kendall	17/09 – 23/09/19
Sue Rosenblum	25/07 – 10/08/19	Arpy Iskikian	23/09 – 09/10/19
Cheryl Wolfenden	02/08 – 13/08/19	Heather Will	25/09 – 30/10/19
Alison Anderson	14/08 – 21/08/19	Kath Ware	27/09 – 04/10/19
Anne Harris	21/08/2019	Miryam Baeza	30/09 – 17/10/19
Alison Anderson	28/08 – 18/09/19	Frances Gurto	02/10 – 06/11/19
Jane Masters	02/09 – 15/09/19	Miryam Baeza	22/11 – 13/12/19
Lyn Howells	04/09 – 30/10/19		

UPCOMING BIRTHDAYS

Deborah Martin August 13
Stephanie Wallbank August 14
Marea Witt August 23



Pippa Anderson September 10
Rina Pinto September 17

SUGGESTION BOX

The Suggestion Box is kept on top of the microwave during rehearsal for you to place a note you would like Management Team to address.



RISER ROSTER

DATE	RISER TEAM
Wed 07 August	Leave Risers up this week
Wed 14 August	No risers – alternate venue
Wed 21 August	No risers – alternate venue
Wed 28 August	Riser 7 and 1
Wed 4 September	Riser 2 and 3
Wed 11 September	Riser 4 and 5
Wed 18 September	Riser 6 and 7

SUPPER ROSTER

DATE	NAMES	HOSPITALITY TEAM
7. Aug	Lyn H, Arpy I, Deborah M, Cheryl B	Pippa & Verne (Milk)
14. Aug	Rehearsal at Balcombe Heights – BYO Drinks & Snacks	-
21. Aug	Rehearsal at Balcombe Heights – BYO Drinks & Snacks	-
28. Aug	Jen S, Kath W, Jessi F, Alison A (Birthday Cake)	Alison & Jessi (Milk)
4. Sept	Ann K, Emma E, Anne H, Susan K	Anne H & Susan K (Milk)
11. Sept	Steph W, Rachael M, Frances P, Kaye K	Kaye (Milk) & Frances P
18. Sept	Liz Pw, Jenny D, Cathy S, Inese K (Milk)	Liz PW, Jenny, Cathy, Inese
25. Sept	Maria P, Jane M, Yasi W, Verne, Inese (Birthday Cake)	Yasi W (Milk) & Verne

DIARY DATES

2019	
August 10	Concert – Sydney Harmony @ Hornsby RSL
August 24-25	Education - August A Capella – Sydney
September 22	Fundraising - Bunnings BBQ @ Castle Hill
October 19	I am Woman video shoot @ Blues Point Reserve World Singing Day
November 1-3	Coaching Weekend with Anne Downton
November 22-24	Education – Steve Scott – Canberra (member own organization)
November 23	Christmas Carols – Town Hall Station - Call Time 5.30pm
November 30	Christmas Carols – Martin Place - Call Time 5.15pm
December 15	Christmas Carols – Martin Place - Call Time 5.15pm
2020	
Feb – 21 -23	Coaching Live in Weekend @ St Joseph's – Diane Huber
March - 27-29	Coaching Weekend with Lynda Keever
May – 14-17	Convention – Hobart

MAKEUP FOR SYDNEY HARMONY CONCERT

Available from Chorus

- ☐ Chorus Eye Shadows – la femme Hollywood – 4 piece shadow blend kit #1
- ☐ Chorus Sparkle Dust – la femme Hollywood – Opal
- ☐ Chorus blusher – Red Rouge Pot

Available from any major retailers - Big W, Target, KMart, Priceline, etc.

- ☐ Chorus lipstick - Rimmel “Provocalips” 16 hour - 500 Kiss Me You Fool
- ☐ Chorus Foundation – Max Factor – Pan Stik ‘Cool Bronze No. 97’
- ☐ Loose translucent powder for your face (any brand)
- ☐ Concealer (for pre-eye shadow base prep – any brand)
- ☐ Eyeliner black – liquid
- ☐ Eyeliner black – pencil
- ☐ Eyebrow pencil – same colour as own eyebrows (darker if blonde or pale)
- ☐ Waterproof mascara black
- ☐ Eyelashes – recommend Glam Eyes by Manicare Jessica or Gwen (no glitter, sparkle or fashion lashes)
- ☐ Lip Liner – Red
- ☐ Chorus nail polish – Revlon Red or nude/natural colour
- ☐ Bronzing Powder (any brand)

Other items

- ☐ Moisturiser
- ☐ Nail varnish Remover
- ☐ Band aides flesh coloured – to cover up dress rings you are unable to get off
- ☐ Make-up Mirrors
- ☐ Skin Cleanser/Toner/ Moisturiser
- ☐ Protective old shirt / make-up collar
- ☐ Spare cotton balls & buds
- ☐ Tissues
- ☐ Hair products – scent free spray, mousse, gels etc. Hair dryer, rollers, straightener etc
- ☐ Wash/Face Cloths or Wet Ones for removing make-up.
- ☐ Separate make-up bag / container for chorus make-up

HAIRDO'S AND DON'TS

Here are some tips on making sure your hair is styled correctly.

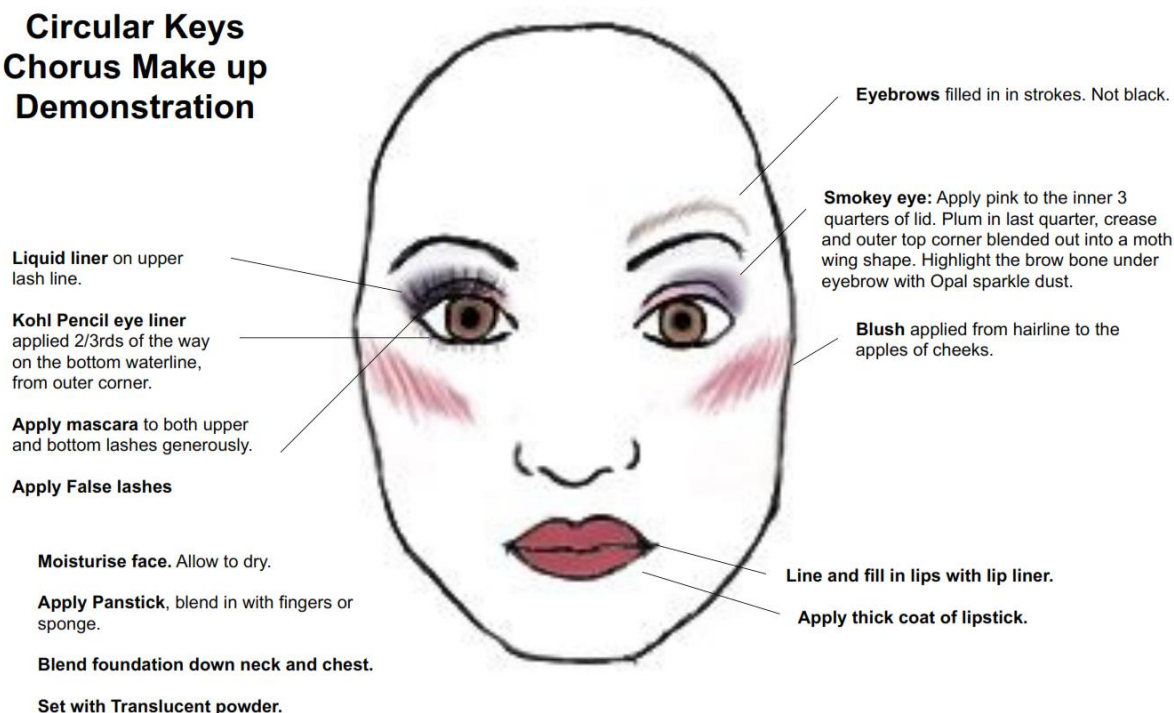
1. The style is fuller, wide and higher than you would generally wear it.
2. There are no hanging tendrils or loose strands that move or cover part of your face.
3. Fringes must be styled so your eyes and eyebrows are clearly visible, so your facial expressions can be seen.
4. If your hair is shoulder length or longer, pull it back and up away from the face.
5. Use unscented hair spray.
6. No visible clips, combs, bows or coloured and no sparkly hair spray.

- The idea here is to have no distractions away from the unit look of the chorus, when the camera or judge focuses on you, your face is visible.
- If you will need someone to help with your hair please contact them before you leave, as to what they will be doing for you and where and when to meet you on contest day.
- Allow yourself plenty of time to do your hair.

APPLYING CKC CHORUS STAGE MAKE UP

Watch the makeup video here: <https://youtu.be/ZGES27JThRU>

Circular Keys Chorus Make up Demonstration



1. Start with a good moisturiser to seal the skin and allow the foundation to apply smoothly. Apply approximately 20 minutes before putting on foundation.
2. FOUNDATION – Stroke across forehead, down nose and cheeks and across chin. Blend up to hairline, down towards jaw line using fingers or makeup sponge ensuring even coverage. Apply down your neck also so no water mark is shown.
3. LOOSE POWDER – Apply translucent loose powder to set your makeup, being careful to shake excess off brush before applying. Apply over where ever foundation is.
4. EYESHADOW
 - a. HIGHLIGHTER – Start by prepping the eyelids and brow lightly with concealer. This creates a smooth surface on which to apply colour. Apply White shadow all over lid up to eyebrow and down to lash line. Blend well.

- b. EYELID – Use Pink colour. With a clean brush apply the pink all over the eyelid and into the crease.
 - c. DARK CONTOUR - Use Dark Grape colour. With a clean brush in the crease apply the dark colour. Starting from the outside and working in (then you won't have the blob of darker colour on the inside).
 - d. Always blend the colour upward and outward until there is no "edge" to the colour.
 - e. Apply sparkle dust Opal to the brow bone, just under the eyebrow.
5. EYEBROWS - Fill in your eyebrows with eyebrow pencil. Apply tiny fine strokes emphasising your natural brow line. All eye makeup should be darker if you wear glasses.
6. EYELINER – Apply black eyeliner (liquid) to top eyelid. Start very fine at the inner corner and ending thicker at the outer edge THEN in an upward direction on an angle for about ½ cm or a tad more (this gives your eyes a lovely lift). Apply eyeliner (pencil) to outer half of the bottom lids to emphasise your eyes.
7. FALSE EYELASHES
- a. Apply a small amount of eyelash glue to the base of the false eyelashes. Wave around about
 - b. 10 seconds until the glue is tacky. Apply the eyelash on the very BASE of your eyelid placing the eyelash slightly off centre towards the outside of the eye.
 - c. Touch down ends over your lashes with a brush tip Once in place then seal by holding pressure to the centre first then both ends. THE ENDS ARE MOST IMPORTANT
8. MASCARA - Mascara top & bottom blending in your top eyelashes with the false.
9. BLUSH – Red pot colour. Smile to find your cheek bone line and see where to apply the blush.
- Red Pot - use the red sparingly to start with (it's easier to apply a little more if needed than to take off). Start from the outside/top of your cheek bone and dab the red colour on gradually working down at an angle to your cheek. Blend.
10. LIPLINER – apply red lip liner to outer edges of lips and fill in with pencil.
11. LIPSTICK – Then apply two coats of approved chorus colour Rimmel "Provocalips" 16 hour - 500 Kiss Me You Fool.
12. BRONZER – Apply bronzing powder over the face, ears and neck.
13. HAIR – Hair needs to look "done". It should be away from the face and given some "lift" to the crown. You will need a curling brush or hot rollers, mousse, gel and non scented hairspray. Long hair (shoulder length or longer) is to be worn up. Natural wigs and hair pieces are ok. No glitter or sparkle clips, bows, colours, bands etc are to be worn.