


Secret Chorus Business

Integrity – Commitment - Fun
Dare to be Different

CHRISTMAS TIME IN THE CITY



We have our dates for the Christmas Carols in the city.
This year we have three performances:

- Saturday 23rd November at Town Hall Station
Call Time 5.30 pm
- Saturday 30th November at Martin Place
Call Time 5.15pm
- Sunday 15th December at Martin Place
Call time 5.15 pm

Can you please respond to the events in Groupanizer – these are paid performances and we need to know that we have enough singers attending. More details to come closer to the time.

ANNE DOWNTON COACHING WEEKEND

Anne Downton is coming back on November 1st – 3rd for Coaching!!!
Please update your availability on Groupanizer.



STAR OF THE WEEK



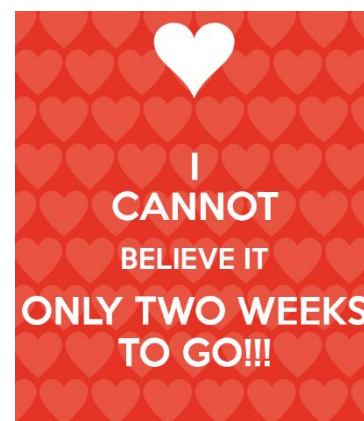
Noticed one of our CKC members doing something fabulous lately? Why not recognize them with a nomination for the Star of the Week?

To nominate a member: Please email Jen Senior (jasenior@hotmail.com) with the member's name and short description as to why you would like to nominate that person.

CONCERT - SYDNEY HARMONY - AUG 10, 2019

CKC are performing at Sydney Harmony's 20th Anniversary Concert at Hornsby RSL on Saturday 10th August 2019. Let your family and friends know so they can keep the date free and come along and enjoy our performance.

Thank you to all members who have recorded your attendance on the CKC website. With 50 members planning on attending, this is bound to be an awesome performance. Don't forget to submit your risers and get your songs passed so you can perform. Riser placements for the show will be made during rehearsal on Wednesday 31st July.



We all know that trying to learn everything at once can be overwhelming, especially for our newer members. If you are feeling stressed about all the songs, concentrate on passing the CKC songs rather than trying to do the combined songs as well.

CKC songs:

1. Almost Like Being in Love
2. I Wish You Love
3. How High the Moon
4. Rolling in the Deep
5. Skyfall
6. I am Woman

CKC and Sydney Harmony combined songs

1. SING!
2. Don't Know Why
3. Under Pressure

PRE-CONCERT COMBINED REHEARSAL

This Sunday we have a combined rehearsal for Circular Keys and Sydney Harmony to go over the mixed voice material.

Sunday 4th August: 2.00 p.m. – 4.00

Ron Dyer Centre, corner Miller and Ridge Streets, North Sydney.

Parking available at the venue or opposite in the Ridge Street Car Park.



COMPETITION – 2020 HOBART

Dates: **14 to 17 May 2020**

Location: **Wrest Point Hotel & Casino**

Competition: **Quartets – Friday 15 May**
Chorus – Saturday 16 May



Things to start planning/considering/saving for:

- Registration – Early Bird \$230 (youth \$115)
- Flights – approx. \$300-\$400 return (keep watch for specials)
- Hotel – Allow approximately \$600. Once booking is done you will know full cost.
- Hotel roommate/s – would you like to share a double or triple? Will you be bringing family?
- Organizing Leave with work
- Committing to weekend workshops, coaching and regular weekly rehearsals
- Spending money for food & drinks

ANY IDEAS FOR A NEW CKC LOGO?

The management team have decided it's time to consider a fresh new look for CKC, so we decided to ask you to design a new logo for CKC.

Kate will be organizing this and will be at chorus early on Wednesday night with more details for anyone interested.

For now, get your thinking caps on and those creative juices flowing with ideas.

Oh and for any of you that think you won't be able to draw well enough (which of course is so totally wrong – I've met you all you creative bunch) we have asked our resident graphical designer, Jen Kumar, to weave her graphical magic and turn the winning drawing into a final logo.



EDUCATION OPPORTUNITY FOR ALL OF US

The August A Cappella weekends will provide targeted education for all chorus and quartet members of Region 34. Two talented Regional Faculty will form the teaching faculty in each location and deliver classes and coaching, building on the judges' comments from the Hobart 2019 Regional Contest.

Skill areas addressed will include:

- ♪ Vocal skills – breath, alignment and resonance
- ♪ Vocal energy
- ♪ Synchronisation
- ♪ Musical energy and pulse
- ♪ Vocal stamina
- ♪ Lyric flow
- ♪ Forward motion
- ♪ Emotional delivery
- ♪ Characterisation and
- ♪ Physical energy

"I Am Woman" will be the song used over the weekend, so be ready to sing it! - Lea Baker, Education Coordinator

When:

Saturday 24th August - 10.00am to 4.30pm (registration from 9.30am)

Sunday 25th August - 9.30am to 1.00pm

Where:

Parramatta RSL

2 Macquarie Street, Parramatta, New South Wales 2150

Catering:

Saturday lunch - BYO or there is the Parramatta RSL Bistro. Afternoon tea provided
Sunday - morning tea provided.

Please note: we will not be catering for dietary requirements, please bring your own food if you have any special needs.

Registration Fees

Weekend Registration - \$60.00

Weekend Youth Registration (under 25 years) - \$30.00

Saturday Only - \$45.00

Sunday Only - \$25.00

To Book – go to <http://www.cvent.com/d/lyqk3z>

Or check out the events page on the Sweet Adelines Australia website -

<https://www.sweetadelines.org.au/events/>



MEMBER LEAVE

Are you planning on taking holidays or unable to attend rehearsal?

If so please email absence@circularkeys.org

Using this email address ensures the Musial Director, Membership and the Music Team are all notified at the same time.



Current member leave

Anne-Maree Magi	26/06 – 12/08/19	Lyn Howells	04/09 – 30/10/19
Debbie Proctor	06/03 – 14/08/19	Cheryl Benson	12/09 – 04/10/19
Dani Groeschel	04/07 – 05/08/19	Kaye Kendall	17/09 – 23/09/19
Alison Anderson	24/07 – 31/07/19	Arpy Iskikian	23/09 – 09/10/19
Sue Rosenblum	25/07 – 10/08/19	Heather Will	25/09 – 30/10/19
Karen Pike	17/07 – 06/08/19	Kath Ware	27/09 – 04/10/19
Cheryl Wolfenden	02/08 – 13/08/19	Miryam Baeza	30/09 – 17/10/19
Alison Anderson	14/08 – 21/08/19	Frances Gurto	02/10 – 06/11/19
Alison Anderson	28/08 – 18/09/19	Miryam Baeza	22/11 – 13/12/19

UPCOMING BIRTHDAYS

Deborah Martin	August 13
Stephanie Wallbank	August 14
Marea Witt	August 23



Pippa Anderson	September 10
Rina Pinto	September 17

SUGGESTION BOX

The Suggestion Box is kept on top of the microwave during rehearsal for you to place a note you would like Management Team to address.

A recent suggestion was submitted requesting that our risers be steam cleaned. Unfortunately, this is not possible as the steam could damage the wood and cause the carpet to lift, ruining the risers. We will investigate vacuuming the risers as an alternative.



RISER ROSTER

DATE	RISER TEAM
Wed 31. July	Riser 5 and 6
Wed 07 August	Riser 7 and 1
Wed 14 August	No risers – alternate venue
Wed 21 August	No risers – alternate venue
Wed 28 August	Riser 2 and 3

SUPPER ROSTER

DATE	NAMES	HOSP TEAM
Wed 31. July	Sue G, Crystal, Inese K, Cathy S (birthday cake)	Cathy & Inese (Milk)

Please email Inese and let her know if you want to be on the next Supper roster.

DIARY DATES

2019	
August 4	Combined rehearsal with Sydney Harmony @ Ron Dyer Centre
August 10	Concert – Sydney Harmony @ Hornsby RSL
August 24-25	Education - August A Capella – Sydney
September 22	Fundraising - Bunnings BBQ @ Castle Hill
October 19	I am Woman video shoot @ Blues Point Reserve World Singing Day
November 1-3	Coaching Weekend with Anne Downton
November 22-24	Education – Steve Scott – Canberra (member own organization)
November 23	Christmas Carols – Town Hall Station - Call Time 5.30pm
November 30	Christmas Carols – Martin Place - Call Time 5.15pm
December 15	Christmas Carols – Martin Place - Call Time 5.15pm
2020	
Feb – 21 -23	Coaching Live in Weekend @ St Joseph's – Diane Huber
March - 27-29	Coaching Weekend with Lynda Keever
May – 14-17	Convention – Hobart

MAKEUP FOR SYDNEY HARMONY CONCERT

Available from Chorus

- ☐ Chorus Eye Shadows – la femme Hollywood – 4 piece shadow blend kit #1
- ☐ Chorus Sparkle Dust – la femme Hollywood – Opal
- ☐ Chorus blusher – Red Rouge Pot

Available from any major retailers - Big W, Target, KMart, Priceline, etc.

- ☐ Chorus lipstick - Rimmel “Provocalips” 16 hour - 500 Kiss Me You Fool
- ☐ Chorus Foundation – Max Factor – Pan Stik ‘Cool Bronze No. 97’
- ☐ Loose translucent powder for your face (any brand)
- ☐ Concealer (for pre-eye shadow base prep – any brand)
- ☐ Eyeliner black – liquid
- ☐ Eyeliner black – pencil
- ☐ Eyebrow pencil – same colour as own eyebrows (darker if blonde or pale)
- ☐ Waterproof mascara black
- ☐ Eyelashes – recommend Glam Eyes by Manicare Jessica or Gwen (no glitter, sparkle or fashion lashes)
- ☐ Lip Liner – Red
- ☐ Chorus nail polish – Revlon Red or nude/natural colour
- ☐ Bronzing Powder (any brand)

Other items

- ☐ Moisturiser
- ☐ Nail varnish Remover
- ☐ Band aides flesh coloured – to cover up dress rings you are unable to get off
- ☐ Make-up Mirrors
- ☐ Skin Cleanser/Toner/ Moisturiser
- ☐ Protective old shirt / make-up collar
- ☐ Spare cotton balls & buds
- ☐ Tissues
- ☐ Hair products – scent free spray, mousse, gels etc. Hair dryer, rollers, straightener etc
- ☐ Wash/Face Cloths or Wet Ones for removing make-up.
- ☐ Separate make-up bag / container for chorus make-up

HAIRDO'S AND DON'TS

Here are some tips on making sure your hair is styled correctly.

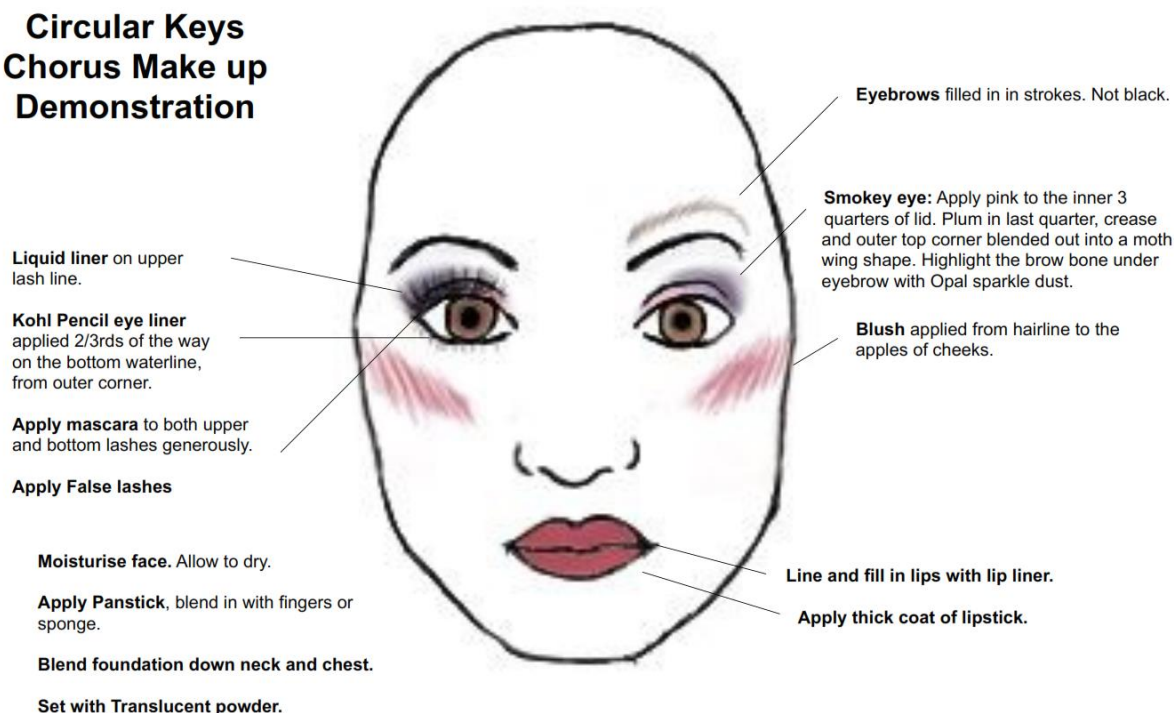
1. The style is fuller, wide and higher than you would generally wear it.
2. There are no hanging tendrils or loose strands that move or cover part of your face.
3. Fringes must be styled so your eyes and eyebrows are clearly visible, so your facial expressions can be seen.
4. If your hair is shoulder length or longer, pull it back and up away from the face.
5. Use unscented hair spray.
6. No visible clips, combs, bows or coloured and no sparkly hair spray.

- The idea here is to have no distractions away from the unit look of the chorus, when the camera or judge focuses on you, your face is visible.
- If you will need someone to help with your hair please contact them before you leave, as to what they will be doing for you and where and when to meet you on contest day.
- Allow yourself plenty of time to do your hair.

APPLYING CKC CHORUS STAGE MAKE UP

Watch the makeup video here: <https://youtu.be/ZGES27JThRU>

Circular Keys Chorus Make up Demonstration



1. Start with a good moisturiser to seal the skin and allow the foundation to apply smoothly. Apply approximately 20 minutes before putting on foundation.
2. FOUNDATION – Stroke across forehead, down nose and cheeks and across chin. Blend up to hairline, down towards jaw line using fingers or makeup sponge ensuring even coverage. Apply down your neck also so no water mark is shown.
3. LOOSE POWDER – Apply translucent loose powder to set your makeup, being careful to shake excess off brush before applying. Apply over where ever foundation is.
4. EYESHADOW
 - a. HIGHLIGHTER – Start by prepping the eyelids and brow lightly with concealer. This creates a smooth surface on which to apply colour. Apply White shadow all over lid up to eyebrow and down to lash line. Blend well.

- b. EYELID – Use Pink colour. With a clean brush apply the pink all over the eyelid and into the crease.
 - c. DARK CONTOUR - Use Dark Grape colour. With a clean brush in the crease apply the dark colour. Starting from the outside and working in (then you won't have the blob of darker colour on the inside).
 - d. Always blend the colour upward and outward until there is no "edge" to the colour.
 - e. Apply sparkle dust Opal to the brow bone, just under the eyebrow.
5. EYEBROWS - Fill in your eyebrows with eyebrow pencil. Apply tiny fine strokes emphasising your natural brow line. All eye makeup should be darker if you wear glasses.
6. EYELINER – Apply black eyeliner (liquid) to top eyelid. Start very fine at the inner corner and ending thicker at the outer edge THEN in an upward direction on an angle for about ½ cm or a tad more (this gives your eyes a lovely lift). Apply eyeliner (pencil) to outer half of the bottom lids to emphasise your eyes.
7. FALSE EYELASHES
- a. Apply a small amount of eyelash glue to the base of the false eyelashes. Wave around about
 - b. 10 seconds until the glue is tacky. Apply the eyelash on the very BASE of your eyelid placing the eyelash slightly off centre towards the outside of the eye.
 - c. Touch down ends over your lashes with a brush tip Once in place then seal by holding pressure to the centre first then both ends. THE ENDS ARE MOST IMPORTANT
8. MASCARA - Mascara top & bottom blending in your top eyelashes with the false.
9. BLUSH – Red pot colour. Smile to find your cheek bone line and see where to apply the blush.
- Red Pot - use the red sparingly to start with (it's easier to apply a little more if needed than to take off). Start from the outside/top of your cheek bone and dab the red colour on gradually working down at an angle to your cheek. Blend.
10. LIPLINER – apply red lip liner to outer edges of lips and fill in with pencil.
11. LIPSTICK – Then apply two coats of approved chorus colour Rimmel "Provocalips" 16 hour - 500 Kiss Me You Fool.
12. BRONZER – Apply bronzing powder over the face, ears and neck.
13. HAIR – Hair needs to look "done". It should be away from the face and given some "lift" to the crown. You will need a curling brush or hot rollers, mousse, gel and non scented hairspray. Long hair (shoulder length or longer) is to be worn up. Natural wigs and hair pieces are ok. No glitter or sparkle clips, bows, colours, bands etc are to be worn.